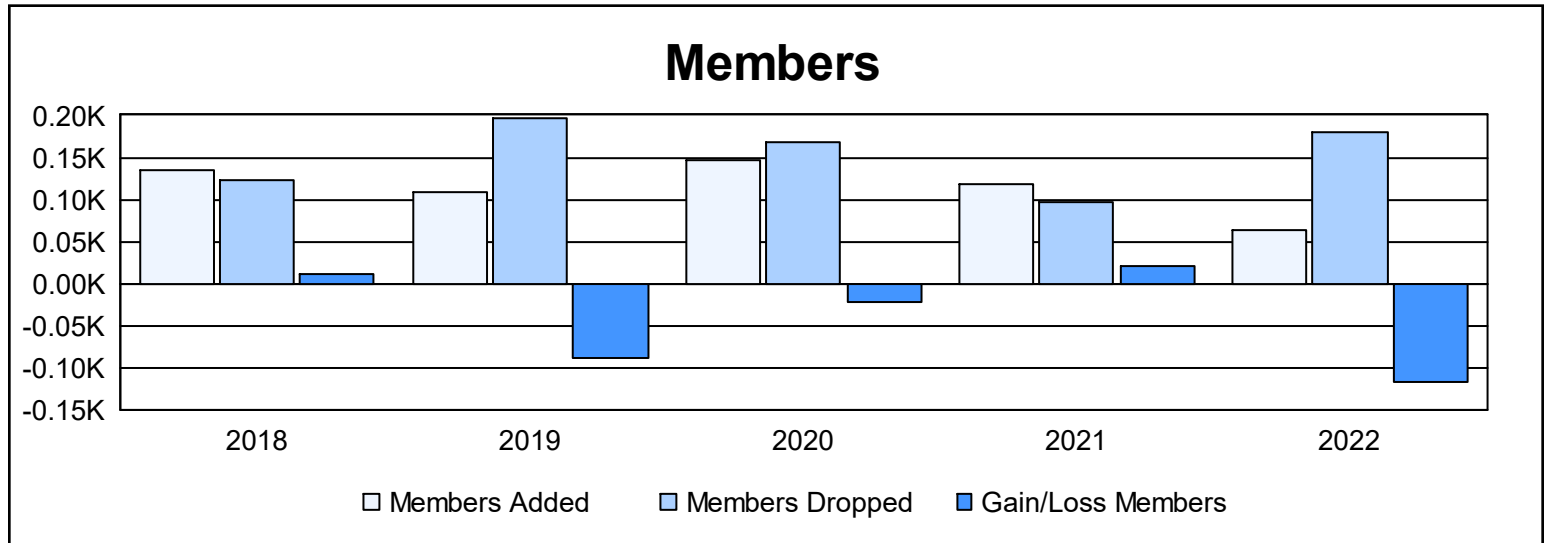
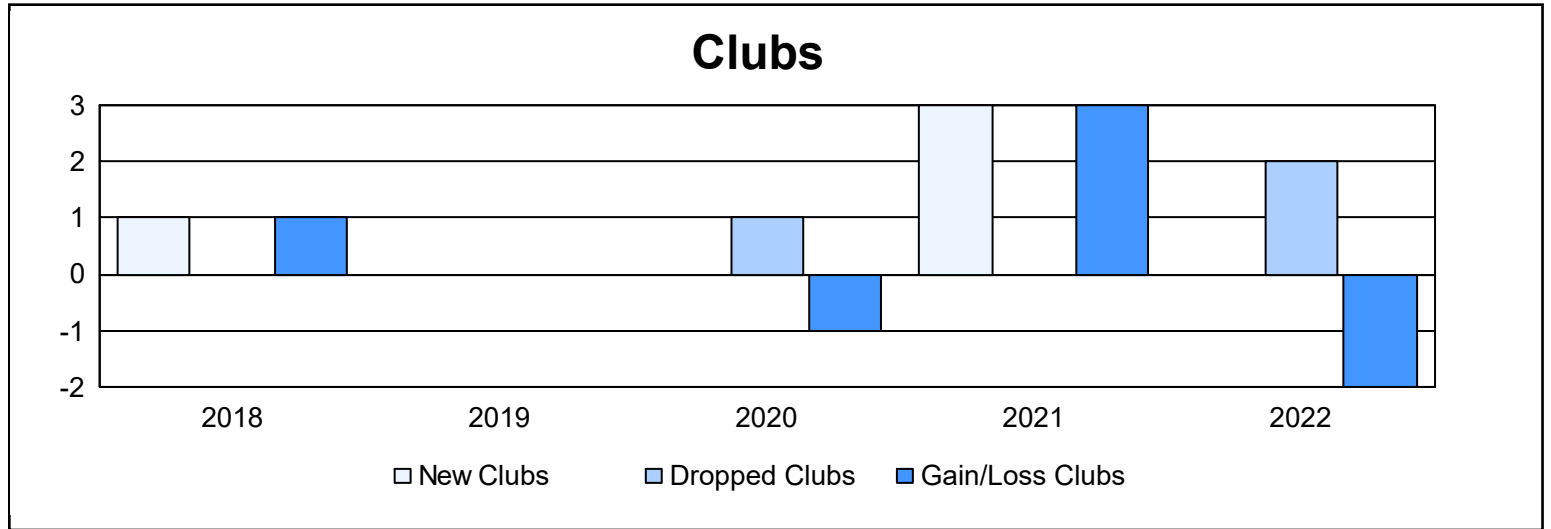
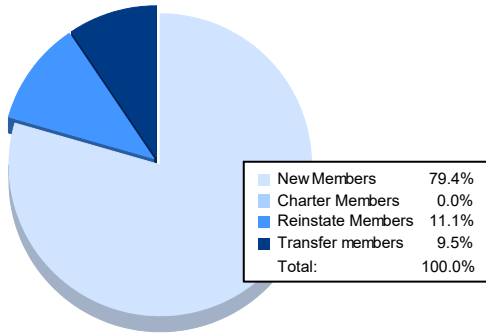


Year	New Clubs	Dropped Clubs	Gain/ Loss Clubs	New Members	Charter Members	Reinstate Members	Transfer Members	Total Member Added	Total Members Dropped	Gain/ Loss Members
2017-2018	1	0	1	100	22	4	8	134	122	12
2018-2019	0	0	0	86	0	3	19	108	197	-89
2019-2020	0	1	-1	109	1	23	13	146	169	-23
2020-2021	3	0	3	45	61	5	7	118	97	21
2021-2022	0	2	-2	50	0	7	6	63	180	-117
<b>Average</b>	<b>1</b>	<b>1</b>	<b>0</b>	<b>78</b>	<b>17</b>	<b>8</b>	<b>11</b>	<b>114</b>	<b>153</b>	<b>-39</b>



### Membership Composition June 2022 Cumulative



### Gender Composition June 2022 Cumulative

